



INSTRUCTIONS FOR
TERMINAL TOOL KIT 23pc
MODEL NO: VS9203

Thank you for purchasing a Sealey product. Manufactured to a high standard, this product will, if used according to these instructions, and properly maintained, give you years of trouble free performance.

IMPORTANT: PLEASE READ THESE INSTRUCTIONS CAREFULLY. NOTE THE SAFE OPERATIONAL REQUIREMENTS, WARNINGS & CAUTIONS. USE THE PRODUCT CORRECTLY AND WITH CARE FOR THE PURPOSE FOR WHICH IT IS INTENDED. FAILURE TO DO SO MAY CAUSE DAMAGE AND/OR PERSONAL INJURY AND WILL INVALIDATE THE WARRANTY. KEEP THESE INSTRUCTIONS SAFE FOR FUTURE USE.



Refer to
Instructions



Wear Eye
Protection



Wear Protective
Clothing

1. SAFETY

















- WARNING!** Wear approved eye protection. Wear appropriate Personal Protective Equipment. A full range of Personal Protective Equipment is available from your Sealey stockist.
- WARNING!** Ensure that Health & Safety, Local Authority Regulations and general workshop practice Regulations are adhered to when using tools.
- × **DO NOT** use tools if damaged.
- ✓ Maintain tools to ensure that they are in an adequate condition for safe use and optimum performance.
- ✓ Ensure that a vehicle that has been raised by a jack is adequately supported. Use axle stands.
- ✓ Wear suitable clothing to avoid snagging. **DO NOT** wear jewellery. Tie back long hair.
- ✓ Account for all tools, parts and components being used. **DO NOT** leave these in or near the engine. Return tools to suitable storage after use.
- ✓ When not in use, store in a safe, dry childproof place.
- ✓ Keep children and unauthorised persons away from the work area.
- ▲ **IMPORTANT!** These instructions are intended as a guide only. Always refer to the vehicle manufacturer's service instructions or a proprietary manual to establish the correct procedure and data.
- WARNING!** The warnings, conditions and instructions in this manual cannot cover all possible conditions and situations. The Operator/ User must apply caution and common sense (good practical sense).








2. INTRODUCTION

Comprehensive kit, suitable for the removal of terminals on most wiring connectors. Reduce time spent on, and damage to, vehicle electrical systems. Features soft grip handles with number identification.



3. APPLICATIONS

Tool No.	Code No	Tool	Application
1	VS9203.01		BMW, Mercedes, VAG, Vauxhall/Opel
2	VS9203.02		BMW, Jaguar, Mercedes, Porsche, Saab, VAG
3	VS9203.03		BMW, Mercedes, Porsche, VAG, Vauxhall/Opel
4	VS9203.04		Ford
5	VS9203.05		BMW, Ford, Mercedes, Porsche, VAG, Vauxhall/Opel
6	VS9203.06		BMW, Ford, Jaguar, Mercedes, Porsche, Saab, VAG, Vauxhall/Opel
7	VS9203.07		Mercedes
8	VS9203.08		Ford, Jaguar, Mercedes, Porsche, VAG, Vauxhall/Opel
9	VS9203.09		Ford, Mercedes
10	VS9203.10		Mercedes
11	VS9203.11		BMW, Ford, Jaguar, Mercedes, Porsche, Saab, VAG, Vauxhall/Opel
12	VS9203.12		Renault, VAG, Vauxhall/Opel
13	VS9203.13		Ford, Mercedes
14	VS9203.14		Ford, Jaguar, Porsche
15	VS9203.15		BMW, Ford, Mercedes, VAG, Vauxhall/Opel
16	VS9203.16		BMW, Ford, Jaguar, Mercedes, Porsche, VAG, Vauxhall/Opel

Tool No.	Code No	Tool	Application
17	VS9203.17		BMW
18	VS9203.18		Mercedes
19	VS9203.19		Chrysler, Citroen, Fiat, Ford, Honda, Mazda, Mercedes, Mitsubishi, Porsche, Renault, Toyota, VAG, Vauxhall/Opel
20	VS9203.20		Ford
21	VS9203.21		BMW, Ford , Jaguar, Mercedes, Porsche, Saab, VAG, Vauxhall/Opel
22	VS9203.22		Honda, Toyota, VAG, Vauxhall/Opel
23	VS9203.23		VAG, Vauxhall/Opel

Parts support is available for this product. To obtain a parts, please log on to www.sealey.co.uk, email sales@sealey.co.uk or telephone 01284 757500



ENVIRONMENT PROTECTION

Recycle unwanted materials instead of disposing of them as waste. All tools, accessories and packaging should be sorted, taken to a recycling centre and disposed of in a manner which is compatible with the environment. When the product becomes completely unserviceable and requires disposal, drain any fluids (if applicable) into approved containers and dispose of the product and fluids according to local regulations.

Note: It is our policy to continually improve products and as such we reserve the right to alter data, specifications and component parts without prior notice.

Important: No Liability is accepted for incorrect use of this product.

Warranty: Guarantee is 12 months from purchase date, proof of which is required for any claim.

Sealey Group, Kempson Way, Suffolk Business Park, Bury St Edmunds, Suffolk. IP32 7AR



01284 757500



01284 703534



sales@sealey.co.uk



www.sealey.co.uk